

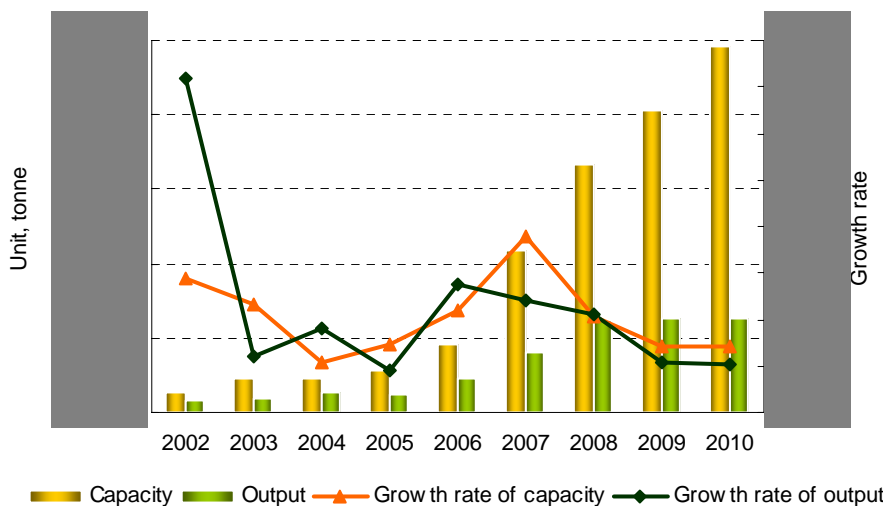
Note: Key data/information in this sample page is hidden, while in the report it is not.

I-3 Current production situation of PF in China

I-3-2 Summary of production

➤ Capacity and output of PF

Figure I-3-2.1 Capacity and output of PF in China, 2002~2010

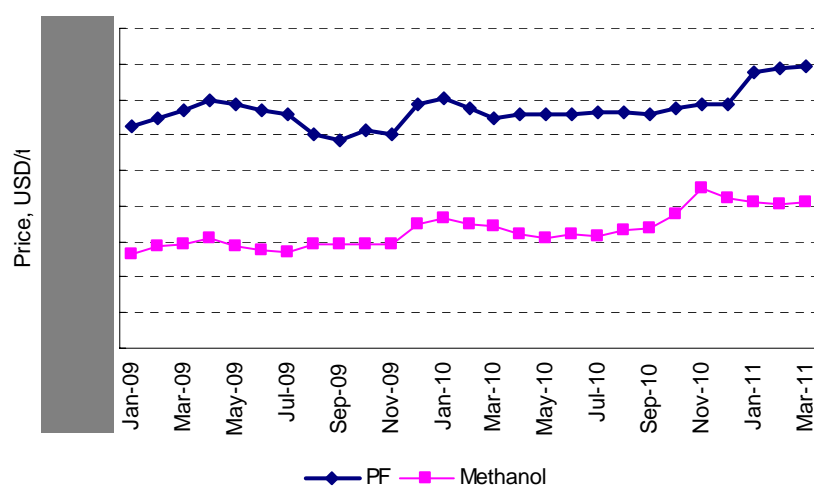


Source: CCM International

I-4 Price of PF in recent years

China's PF capacity has been growing so rapidly that the demand growth could not catch up with it, the problem of over-capacity is becoming acuter and acuter in recent years....

Figure I-4.2 Price change of methanol and PF in China, Jan. 2009 ~ March 2011



Source: CCM International

Table I-4.1 Quotation of PF by main producers in China, April 2011

No.	Producer	Quotation, April 2011	
		RMB/t	USD/t
1	Zhenjiang LCY		
2	Hebei Yinhe		
3	Zhejiang Wanhua		
4	Shandong Taier		
5	Hebei Yuhang		
6	Hebei Dongyuan		
7	Hebei Yongxing		766
8	Shandong Xudong		
9	Nantong Jiangtian		
10	Zhejiang Kedao		
11	Shandong Yongda		
12	Shandong Luteng		
13	Hebei Xinhua		
14	Shandong Bo'erde		
15	Shandong Europe and Thailand	5,000	
16	Shandong Jinyuan		
17	Shandong Shengyang		
18	Hebei Haiyang		781
19	Shandong Jumeng		
20	Shandong Golden Spring		
21	Anhui Denuo		
22	Shandong Liheng		
23	Sichuan Chaoguan		
24	Shandong Liquan		
25	Shandong Qixing		
26	Shandong Changjude	5,800	

Source: CCM International

I-7 Analysis of import & export situation of PF in recent years

I-7-1 Overall situations of PF import & export in past years

Table I-7-1.1 Import & export situation of PF in China, 1992~2010

Year	Import volume (Unit: tonnes)	Import value (Unit: '000USD)	Average import price (USD/t)	Export volume (Unit: tonne)	Export value (Unit: '000USD)	Average export price (USD/t)
1992	3,097					
1993				665.5		
1994	6,732					
1995					123	
1996						
1997						
1998		11,647.4			393.3	
1999				495.4		1,762.7
2000						
2001					51	
2002		16,453.3				
2003						
2004	36,418					500.0
2005				580.4		
2006						
2007					4,620	
2008		19,111.0			1,222.0	
2009						
2010						578.4

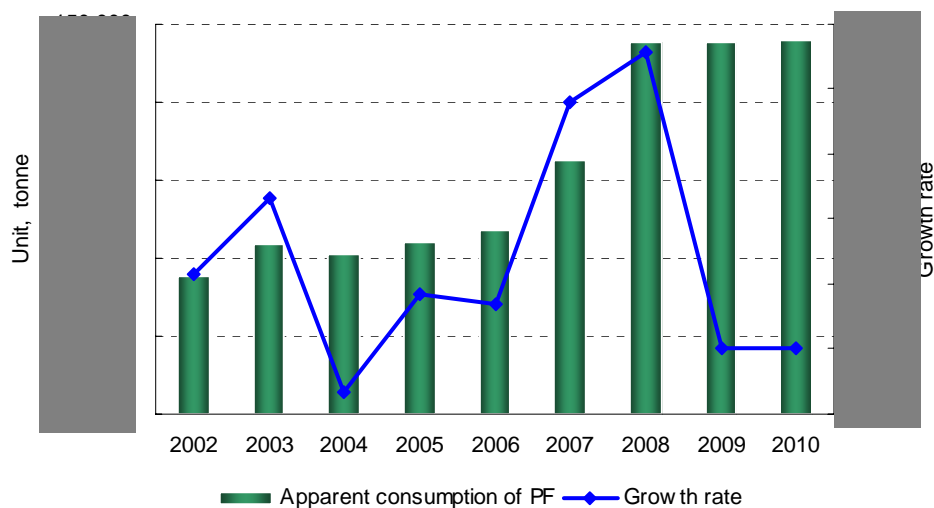
Source: CCM International

I-8 Consumption pattern of PF in China

I-8-1 Consumption situation in brief

Some characteristics of PF have facilitated its wide application.....

Figure I-8-1.1 Apparent consumption and its growth rate of PF in China, 2002~2010



Source: CCM International

On the whole, PF consumption volume in China is increasing steadily and fast, with the CAGR of

I-8-2 Consumption situation of PF in agrochemical industry

Agrochemical is the largest consumption field of PF in China, especially herbicides. In 2010, the total PF consumption in agrochemicals is

Table I-8-2.1 Consumption of PF in agrochemical industry in China, 2005~2010

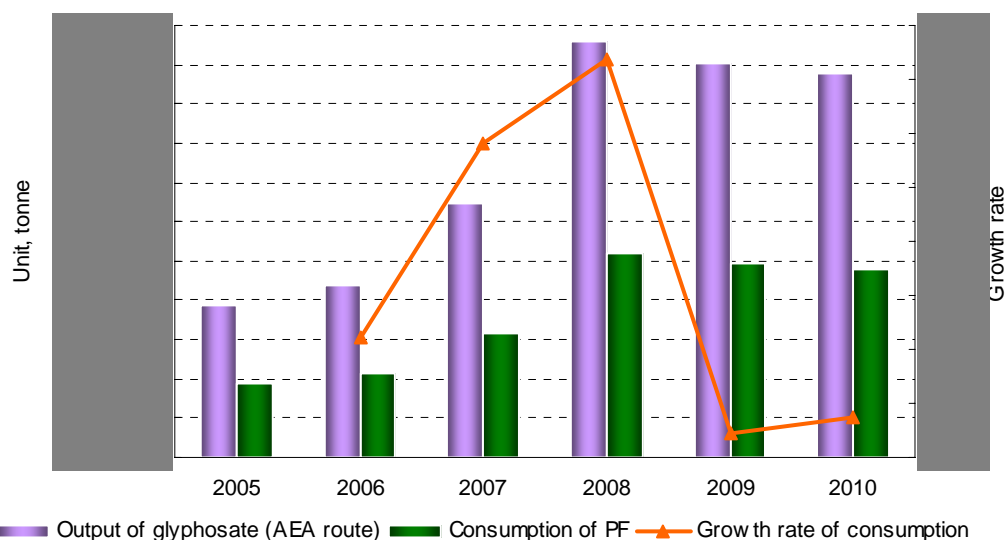
Items	Unit consumption (kg/t)	2005	2006	2007	2008	2009	2010
Glyphosate				84.78%			
Acetochlor					8.24%		
Butachlor		2.82%					1.37%
Others	\		1.53%				
Total	\	100.00%	100.00%	100.00%	100.00%	100.00%	100.00%
Total in volume, tonnes	\	48,265					

Source: CCM International

➤ **Glyphosate**

In agrochemical industry, glyphosate is the largest PF consumption sector. Its PF consumption has accounted for more than xx% of the total PF consumption in agrochemicals in recent years.....

Figure I-8-2.1 Consumption of PF in glyphosate in China, 2005~2010



Source: CCM International

Table I-8-2.2 Capacity and output of glyphosate technical by two different pathways in China, 2005~2010

Year/ Pathway		2010	2009	2008	2007	2006	2005
AEA	Capacity, t/a					114,800	
	Output, tonne			212,300			
	Growth rate of output				48.17%		
	Operating rate		50.09%				69.40%
IDA	Capacity, t/a	332,900					
	Output, tonne				61,400		29,500
	Growth rate of output	-4.00%					
	Operating rate						
Total	Capacity, t/a					202,800	
	Output, tonne		330,500				
	Growth rate of output			67.63%	53.58%		9.49%
	Operating rate	38.40%				61.29%	

Note: Total capacity (output) = Capacity (output) of AEA pathway + Capacity (output) of IDA pathway

Total growth rate of output = (Total output this year / Total output last year) - 1

Total operating rate = Total output / Total capacity

Source: CCM International